



Born To Read

Volume 3 Issue 3

Beaufort County, South Carolina

Baby Talk



Month 7 Starting at about six to seven months your baby's speech skills are

developing. Even though he cannot talk yet, he recognizes important words such as "mommy", "daddy", or "bottle" etc. Language is listening and understanding as well as speaking. It is the foundation for later learning. The first four years of a child's life are the crucial years for learning language. Your baby learns through repetition. When you are playing games, singing songs, or reciting rhymes, repeat them often.



A Hand Rhyme

Open them
Shut them
Open them
Shut them
Let your hands go
clap!
Open them
Shut them
Open them
Shut them
Put them in your
lap!

Creep them
Creep them
Creep them
Creep them
Right up to your
chin.
Open up your little
mouth
But do not put
them in.
(First verse is then
repeated)



In the seventh month, your baby will probably begin to imitate sounds. Around the eighth month, babies are learning how to function by copying their parents. They mimic speech in word parts. He is learning that certain objects are associated with certain words and that words and gestures can get him what he wants.

Month 8

What is being said to the baby is called receptive language. This develops long before she is ready to speak. Although infants may comprehend 15 to 100 words, their first words are usually not uttered until around 10 to 14 months. But always remember that babies develop at different rates.



Playing to Grow

Playtime should be a happy time for everyone. Use a variety of facial expressions, voice patterns and hand gestures as you play with your baby. Clap your hands together while singing to her. Chant nursery rhymes varying the loudness of your voice, and pronouncing words clearly. The old fashioned Mother Goose nursery rhymes are fun and introduce baby to rhyming words.

As your baby's vocabulary grows everything she sees, hears, and says becomes part of a solid reading foundation!



Month 9

Reading Tips

1. Have a special reading routine established. A regular reading time helps a child know when to look forward to a story. Before naps is a good time and helps baby relax.
2. Point to the pictures and name them as you read. As an infant gets older, encourage him to point to the pictures. Praise him for trying.
3. Let baby see you reading throughout the day. Baby can see you reading a letter, the newspaper, or a magazine. Tell baby you are reading, and why. Read aloud so baby can hear your voice.

Fun Activities

Let's Go Grocery Shopping

While shopping at the grocery store, point to different products and name them for the baby. Talk about their shapes, colors and sizes. Talk to baby about the items as you are placing them in your cart. Point out baby's favorite foods.

Touch and Say

Put your baby's hand on a part of your face (nose, mouth, hair, etc) as you name it. Next, use baby's hand to touch the same part on her face as you name it again.







Tissue Box Book

Place colorful pictures on all six sides of a cube shaped tissue paper box. Cover the box with clear self stick paper. Talk to baby about each picture.

DON'T TAKE CHANCES




-  **Put caps on all unused electrical outlets, and place cords out of reach.**
-  **Never leave your baby unattended in the bathtub.**
-  **Install stairway gates.**
-  **Put cabinet locks on doors to keep baby from opening forbidden cupboards. Keep all sharp and breakable items from baby's reach.**



For information on classes in English for non native speakers call 525 6658 or 681 6655.

Safety First

Toys and games should always be used by children under the direct and constant supervision of an adult. The toys and games mentioned here are general recommendations only. Proper and appropriate use of toys and games should be determined by each parent on the basis of an individual child's age and abilities.



Suggested Books for Sharing

Margaret Wise Brown *Goodnight Moon*

Eric Carle *The Very Hungry Caterpillar*

Jackie Silberg *Games to Play with Babies*

Jan Pienkowski *Colors*

